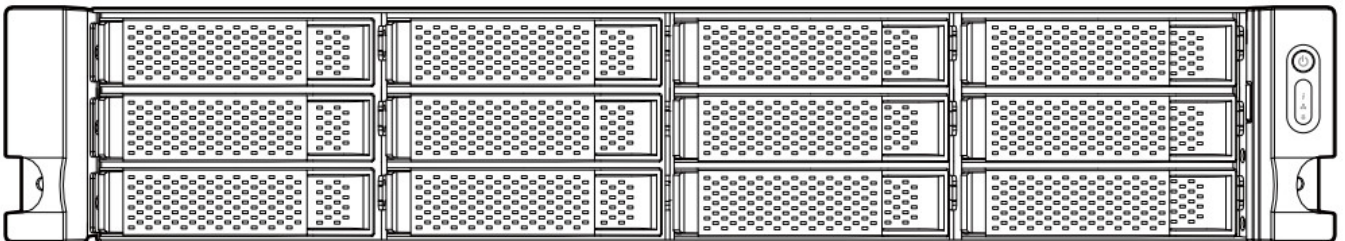


QNAP NAS Rack Installation Guide

[Home](#) » [QNAP](#) » QNAP NAS Rack Installation Guide 



NAS Rack Installation Guide

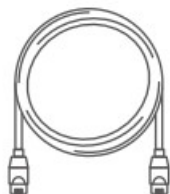
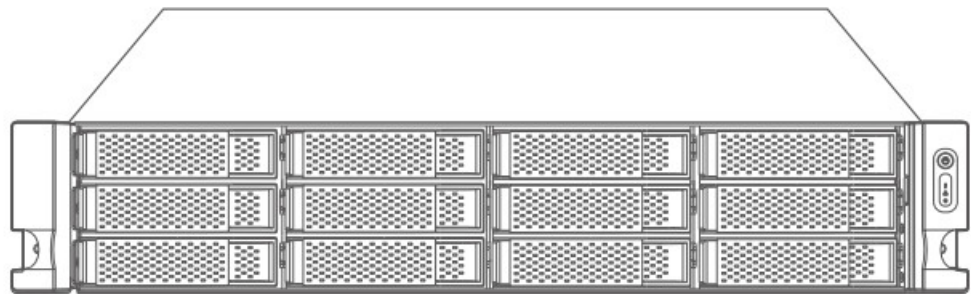


NAS Quick Installation Guide

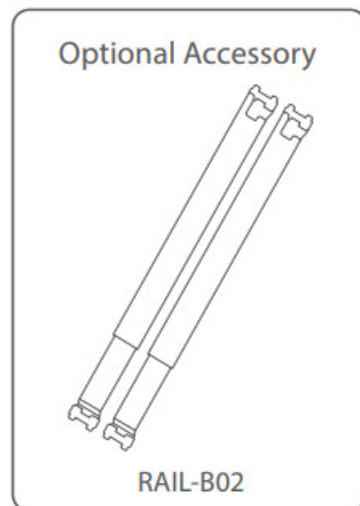
Contents

- [1 NAS Rack](#)
- [2 Documents / Resources](#)
- [2.1 References](#)

NAS Rack




X2



SSD/HDD

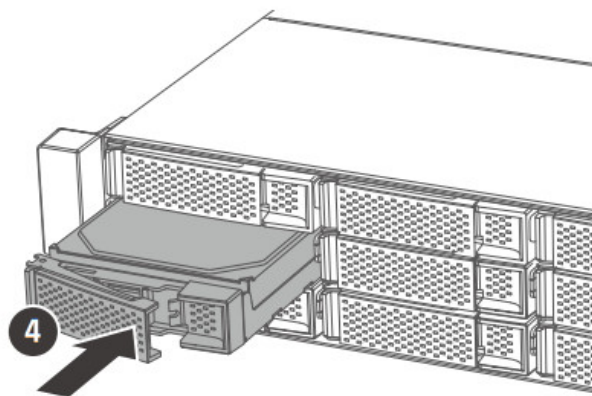
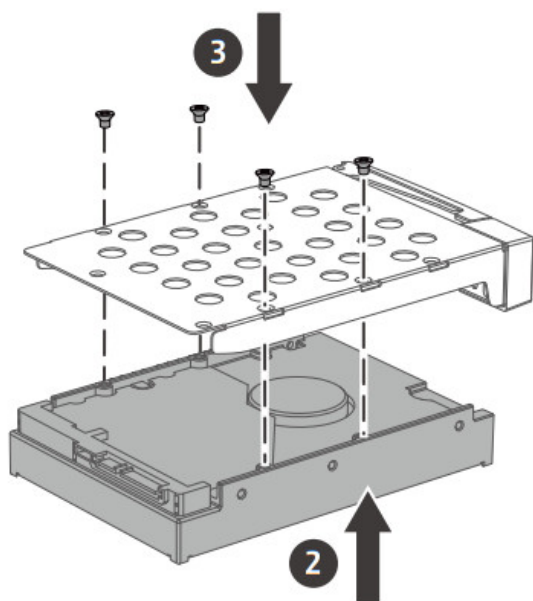
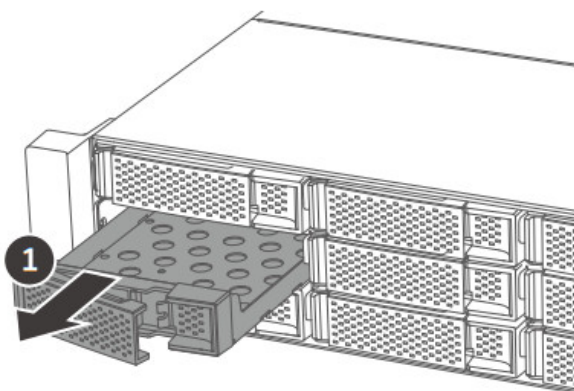
<http://www.qnap.com/compatibility>

All the drive data will be cleared upon SSD / HDD initialization

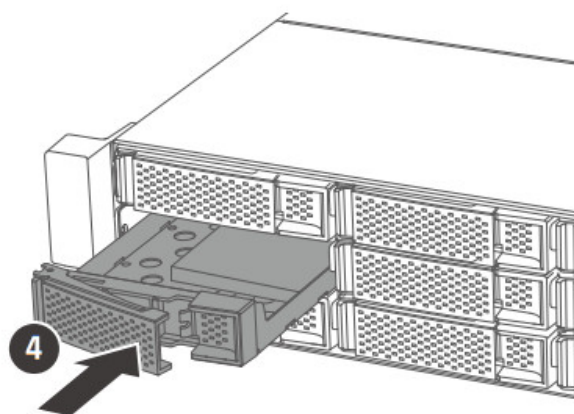
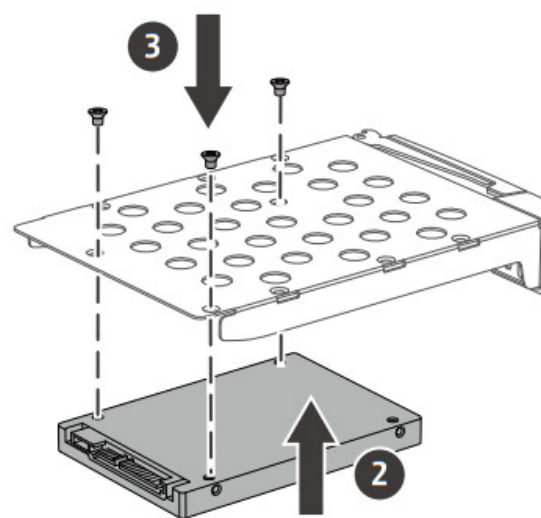
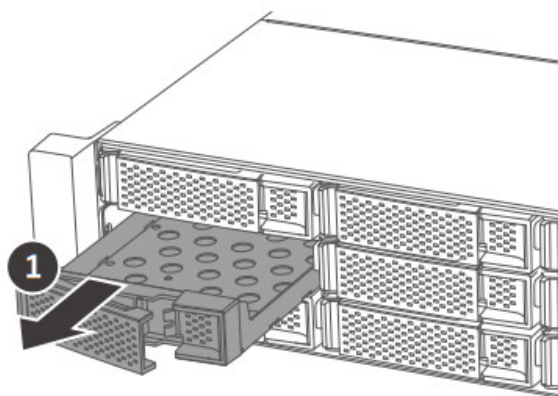


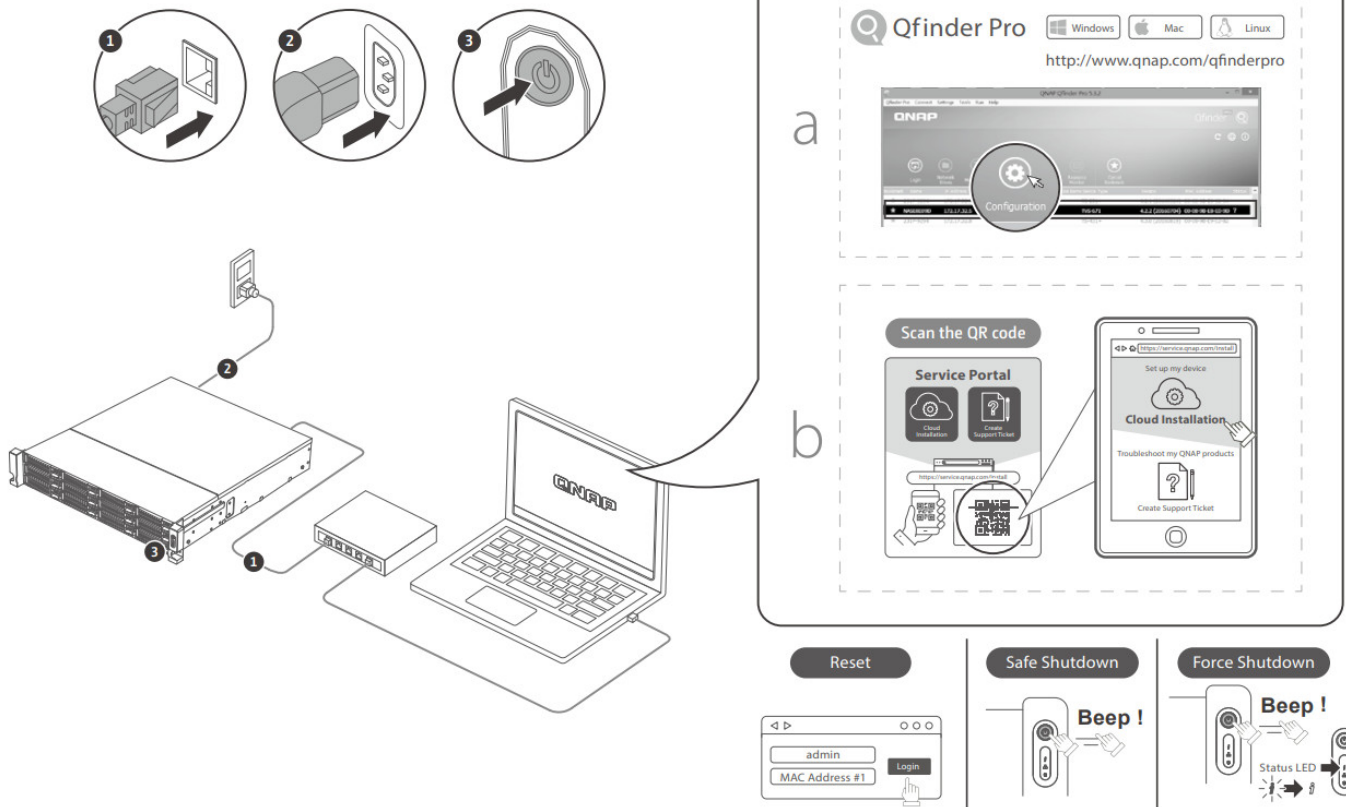
Tighten the screws to prevent the tray from getting stuck to the chassis.

3.5-inch HDD



2.5-inch HDD / SSD





<http://www.qnap.com/qfinderpro>



Download Center www.qnap.com/download

Visit Download Center for our full guides and utilities



This device complies with Part 15 of the FCC Rules. Operation is subject to the following two conditions: (1) this device may not cause harmful interference, and (2) this device must accept any interference received, including interference that may cause undesired operation.

FCC Class A Notice:

This equipment has been tested and found to comply with the limits for a Class A digital device, pursuant to Part 15 of the FCC Rules. These limits are designed to provide reasonable protection against harmful interference when the equipment is operated in a commercial environment. This equipment generates, uses, and can radiate radio frequency energy, and if not installed and used in accordance with the instruction manual, may cause harmful interference to radio communications. Operation of this equipment in a residential area is likely to cause harmful interference, in which case the user will be required to correct the interference at his own expense.

Modifications: Any modifications made to this device that are not approved by QNAP Systems, Inc. may void the authority granted to the user by the FCC to operate this equipment.



This device complies with CE compliance Class A.



According to the requirement of the WEEE legislation the following user information is provided to customers for all branded QNAP Electronics products subject to the WEEE directive.

This symbol on the product or on its packaging indicates that this product must not be disposed of with your other household waste. Instead, it is your responsibility to dispose of your waste equipment by handing it over to a designated collection point for the recycling of waste electrical and electronic equipment. The separate collection and recycling of your waste equipment at the time of disposal will help to conserve natural resources and ensure that it is recycled in a manner that protects human health and the environment. For more information about where you can drop off your waste equipment for recycling, please contact your local city office, your household waste disposal service or the shop where you purchased the product.

Office in EU;
QNAP GmbH,
Linsellesstrasse 109
47877 Willich, Germany

Office in UK;
QNAP Ltd,
2 Drakes Meadow, Swinton SN3 3LL
United Kingdom



This device complies with the UKCA requirements for products sold in Great Britain.



D33B77
RoHS

www.qnap.com/regulatory/

QNAP®



install.qnap.com



service.qnap.com




download.qnap.com

Printed in Taiwan











P/N: 51000-065063-HF

Documents / Resources

	<p>QNAP NAS Rack [pdf] Installation Guide D-1622, TS-H1886XU-RP-R2-D1622-32G, NAS Rack, NAS, Rack</p>
---	---

References

-  download.qnap.com
-  [Cloud Install](#)
-  [Customer Service - QNAP](#)
-  [Master your digital files for work and daily life | QNAP \(US\)](#)
-  [Compatibility List - QNAP](#)
-  [Download Center | QNAP \(US\)](#)
-  [Essentials | Utilities | QNAP \(US\)](#)
-  [Support - Service Portal - QNAP](#)

Manuals+